

FRUITS NAME

Activity Worksheets

CIRCLE THE FRUITS

Circle only fruits:

FILL THE MISSING LETTER

Fill the missing letters.

Che_ry



Lem_n



Gua_a



Papa_a

PI_m




Get More Worksheets: www.thetinytutors.com




IDENTIFY FRUITS

Look, say and fill the color:


Apple




Banana




Grapes



Orange









Strawberry







CIRCLE THE FRUITS

Circle only fruits:



MATCH SAME FRUITS

Draw lines:




MATCH FRUIT TO NAME

Draw lines:

Peach




Blueberry



Green apple



Guava



Orange



TRACE THE FRUIT NAMES

Trace the fruits name


Apricot



Blueberry



Pomegranate



Raspberry




Blackberry



FILL THE MISSING LETTERS

Fill the missing letters.

Che_ry



Lem_n



Gua_a



Papa_a




Pl_m



CHOOSE THE CORRECT WORD

Fill the missing letters.

Cherry / Lemon



Mango / Lemon




Guava / Mango



Melon / Fig



Kiwi / Pear




COMPLETE THE WORD

Choose the correct ending and complete the fruit name:



Pea___ (ch / r)



Ki___ (wi / pa)



Lem___ (on / an)



Gua___ (va / na)




Plu___ (m / t)




WRITE YES OR NO


Write Yes or No



Cherry → _____



Apple → _____



Mango → _____



Banana → _____



Orange → _____



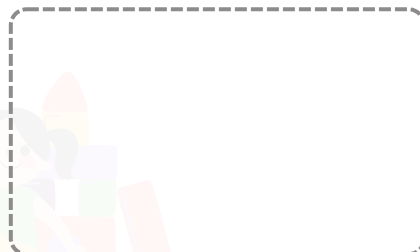
STICK AND LEARN

Paste or draw the correct fruit:

Apple →



Banana →




Strawberry →



Orange →



Watermelon →



JOIN THE DOTS

Join the dots and say the fruit name:



Then write the name: _____



Get More Worksheets: www.thetinytutors.com